

# SPECIAL COMMITTEE ON SOLID WASTE MANAGEMENT

Association of Vancouver Island and Coastal Communities

*April 2016*



# Committee Background

---

- September 2014 AVICC hosted a workshop of 9 Regional Districts
- Shared experiences and best practices, and identified some uncertainties facing members:
  - inability to locate disposal facilities and control waste flows
  - funding models dependent upon maintaining waste streams
  - successful diversion strategies impacting disposal volumes
  - transportation and disposal security issues
  - new technologies available with economies of scale
  - significant regulatory and long-term liability costs
- Desire to work together on a regional solution

# Committee Background

---

- In consultation with CAOs from each RD, Terms of Reference were drafted for the Committee.
- At the inaugural meeting in May, elected members confirmed the Terms of Reference and work plan.
- Committee membership includes one member and alternate from the AVICC executive; the AVICC President (ex-officio); and one appointment and alternate from each AVICC regional district board.



# Regional Solid Waste Management

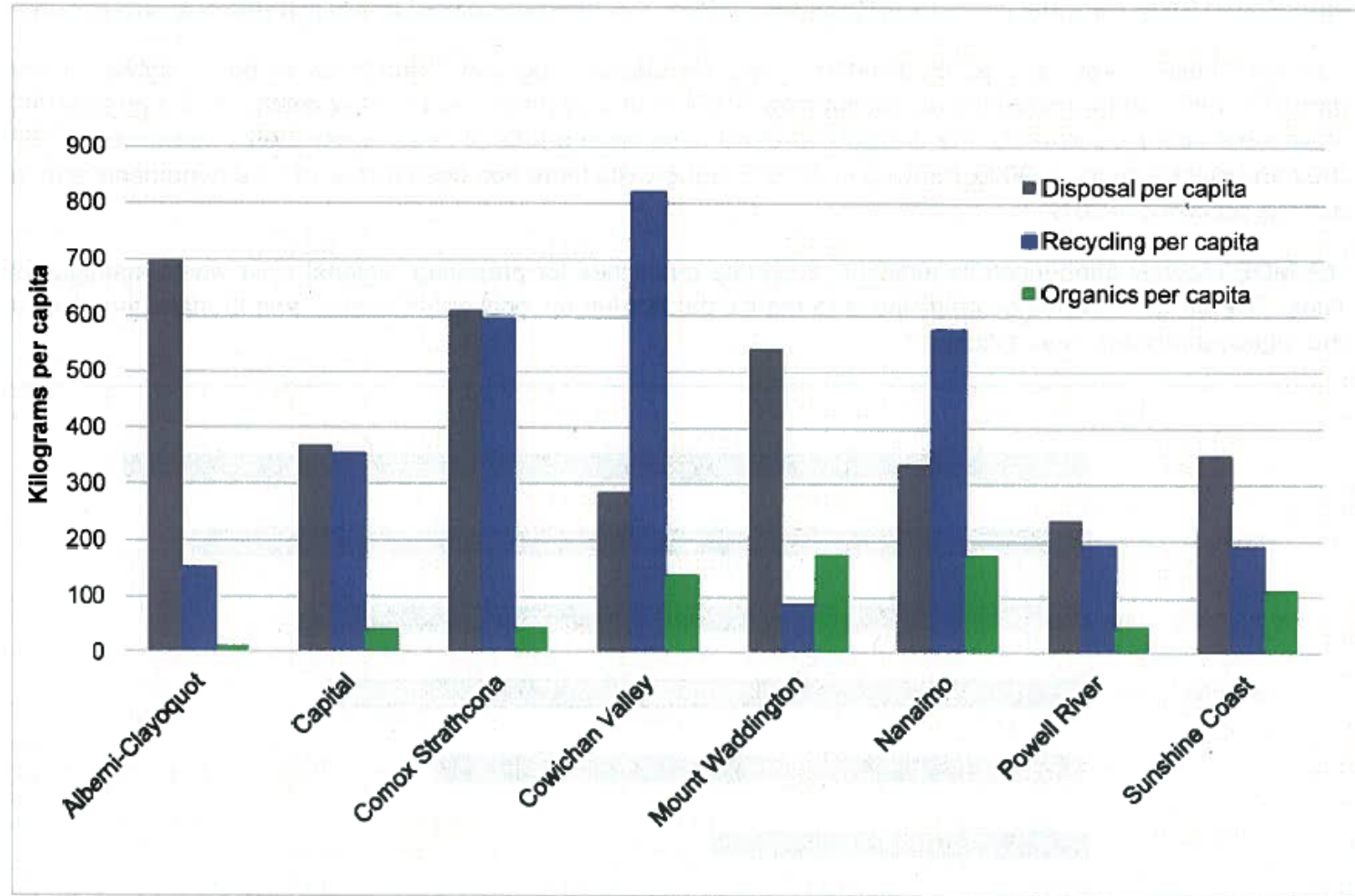


Figure 6: Per Capita Disposal, Recycling, and Organics Diversion

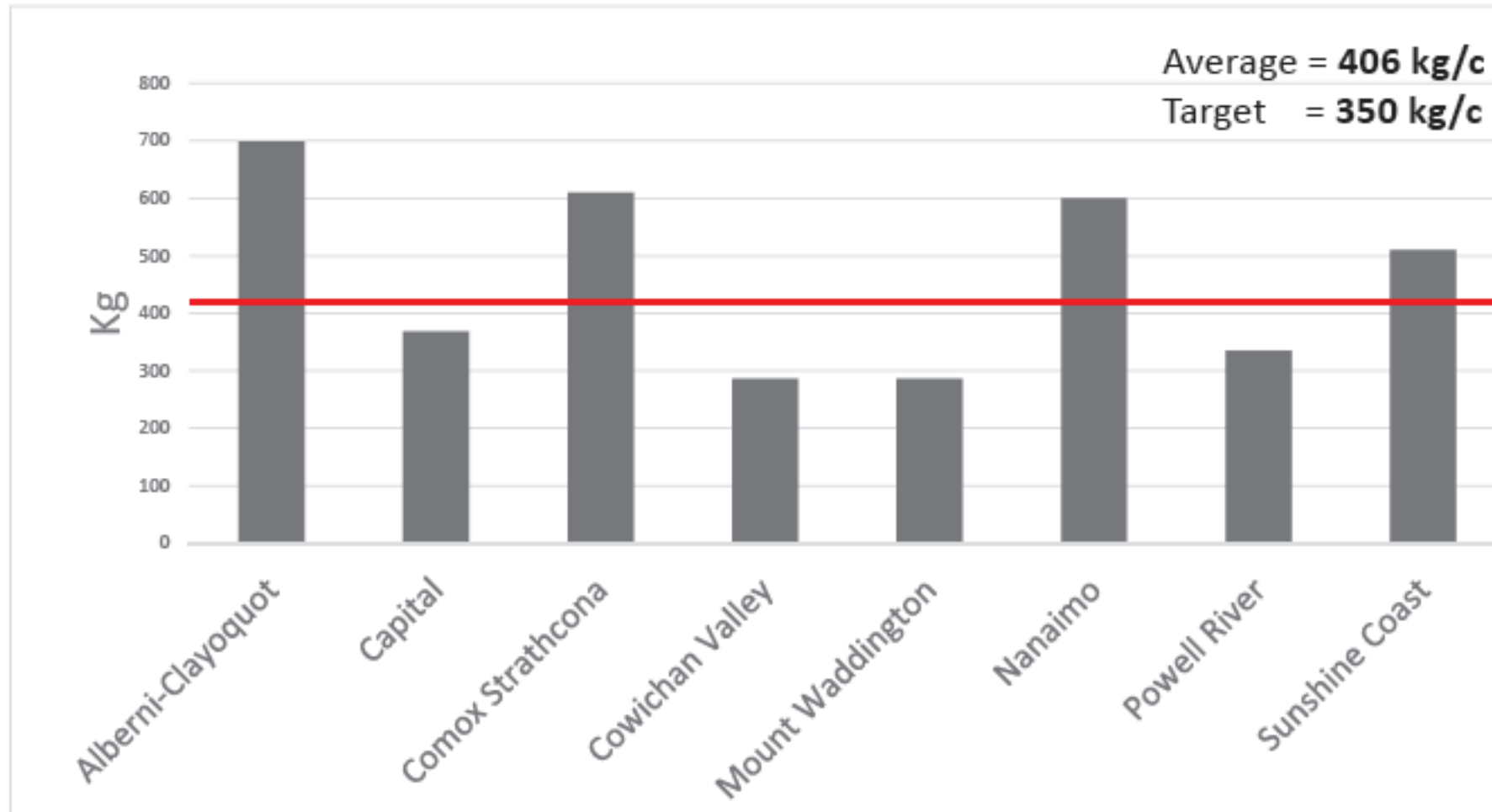
# Disposal Overview

---

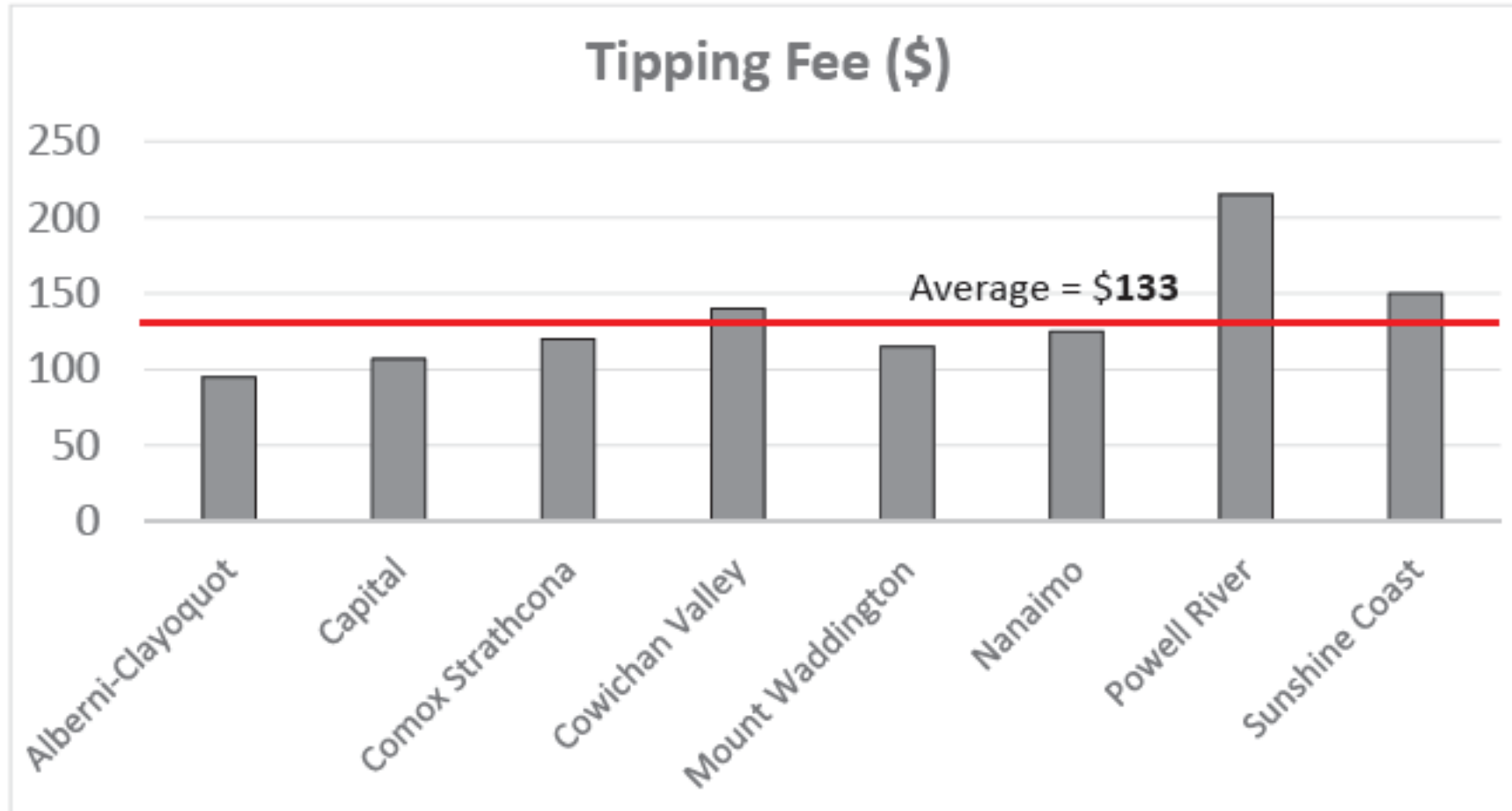
- Population: 800,000
- Population Distribution: 88% in 4 RD's
- Disposal (2013): 325,000 kg/c
- Disposal per capita\*: 403 kg/c
  - Range: 286 – 699 kg
  - BC Average (2012) 570 kg/c
- Tipping fees (average): \$133/tonne
  - Range: \$95 to \$215/tonne

\*C&D disposal figures not complete

# Disposal per Capita

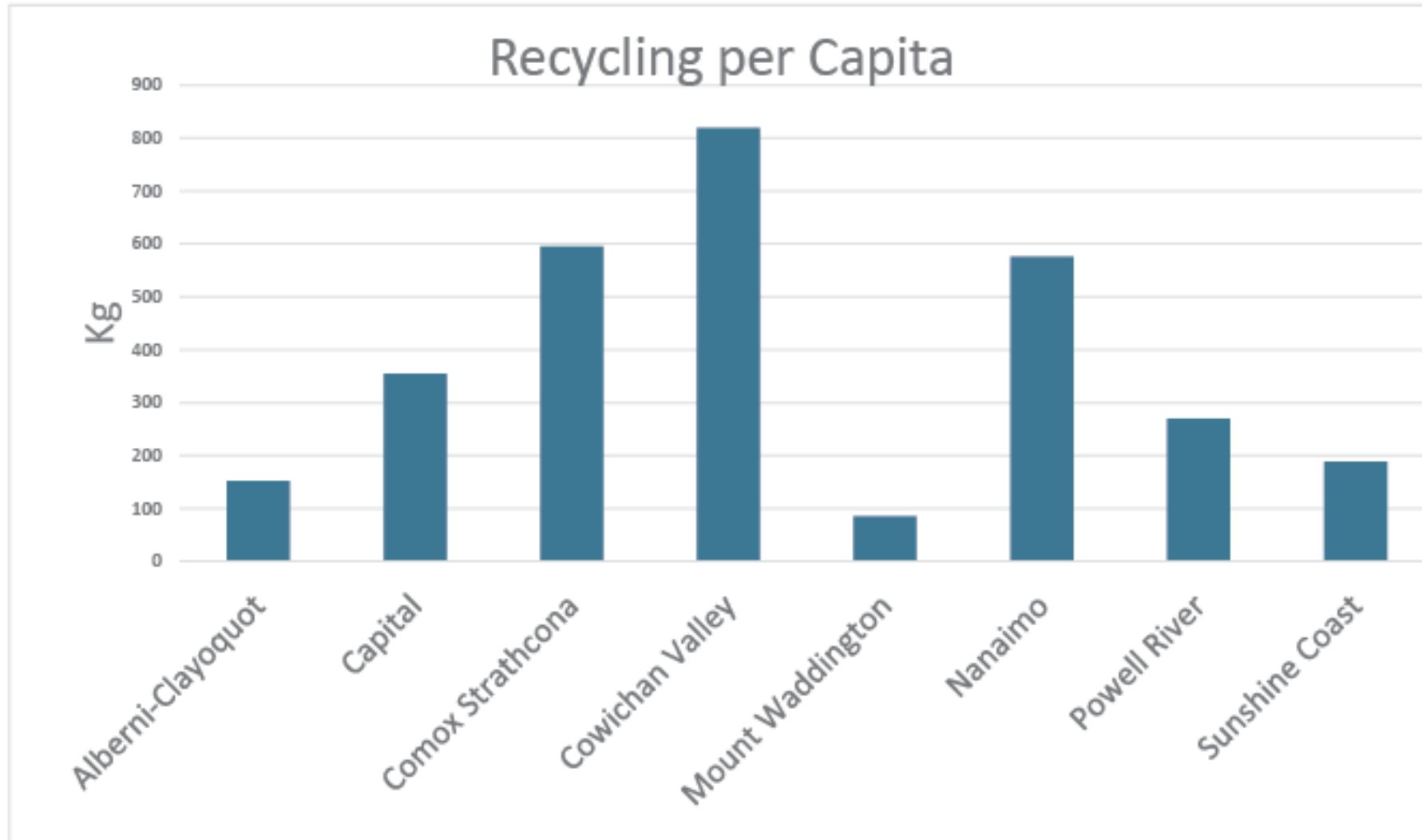


# Tipping Fees



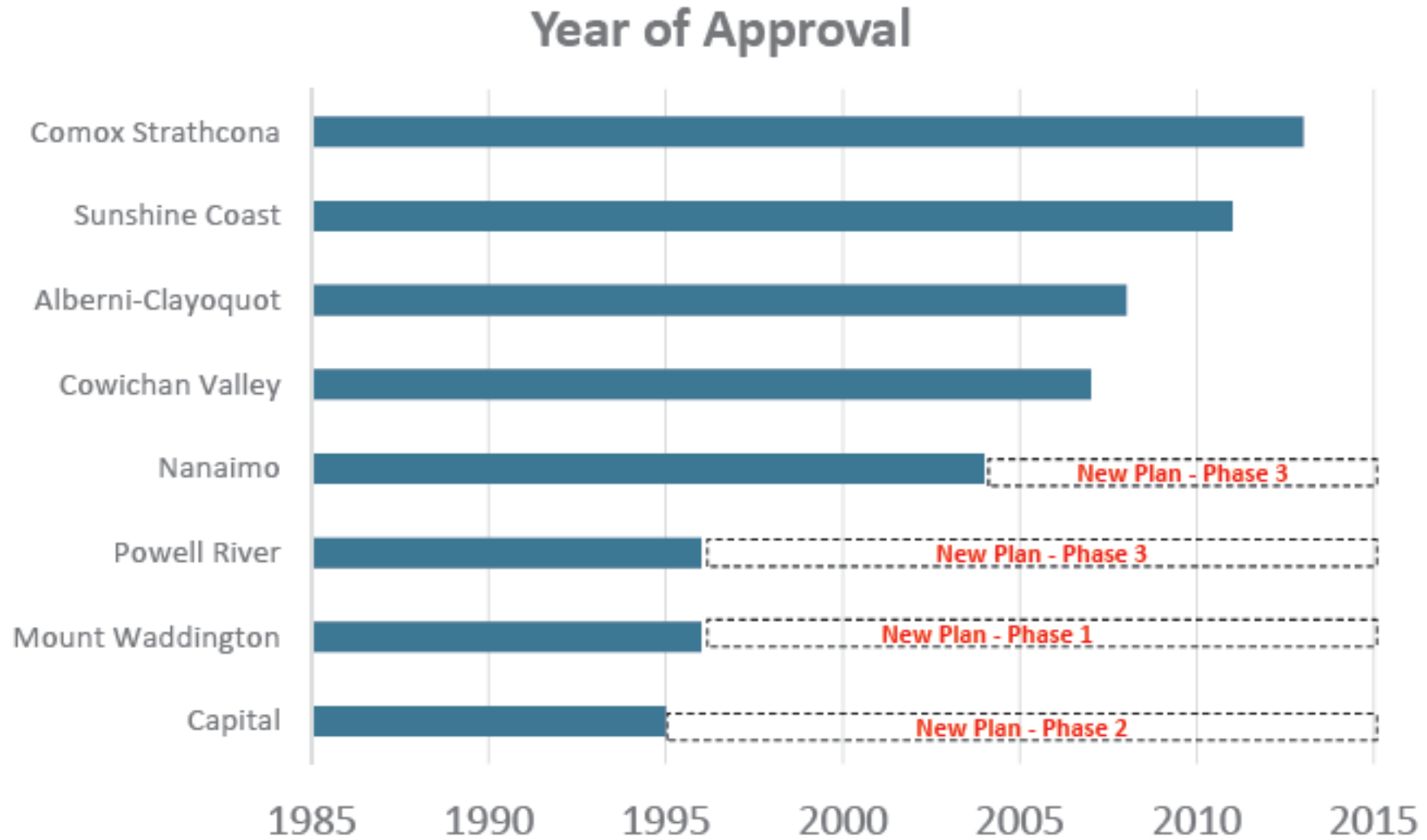
Total disposal cost (tipping fee x garbage tonnage) = **\$38.8 million**

# Recycling per Capita





# Solid Waste Management Plan



# Alberni – Clayoquot Regional District

- SWMP Approved 2008
- Population 30,876
- Per Capita Disposal 699 kg/yr
- Diversion Rate 22%
- Tipping Fee \$95 /t
- Disposal Capacity 70 yrs

- Garbage 21,597 t
- Recycling 4,700 t
- Organics (yard) 409 t



# Capital Regional District

- SWMP Approved 1995\*
- Population 372,463
- Per Capita Disposal 368 kg/yr
- Diversion Rate 52%
- Tipping Fee \$107 /t
- Disposal Capacity 30 yrs

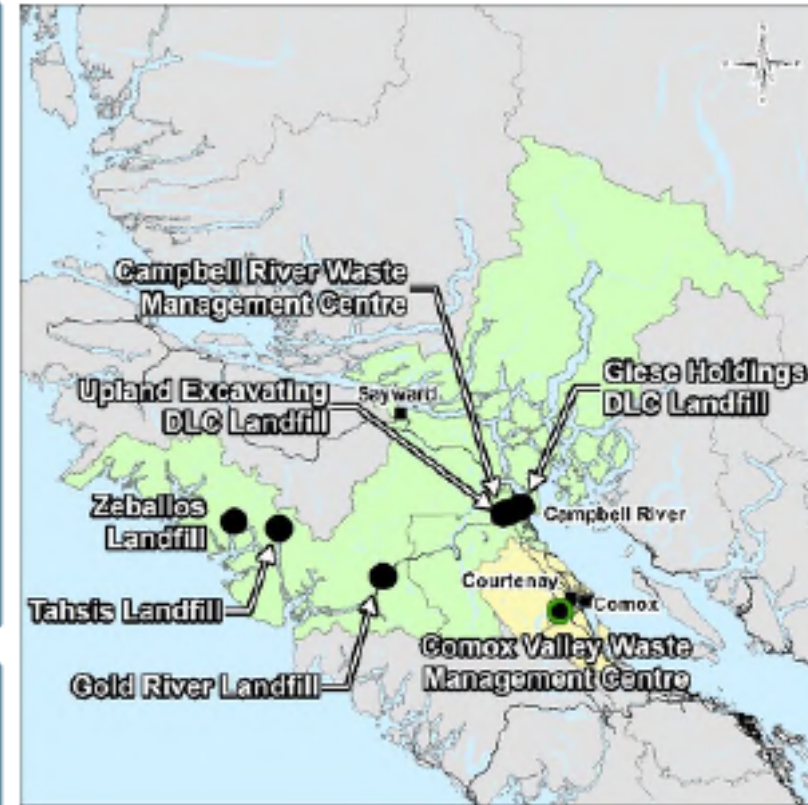
- Garbage 137,118 t
- Recycling 132,057 t
- Organics (yard) 15,219 t



# Comox Strathcona Waste Management

- SWMP Approved 2013
- Population 104,950
- Per Capita Disposal 610 kg/yr
- Diversion Rate 51%
- Tipping Fee \$120 /t
- Disposal Capacity 4 yrs\*

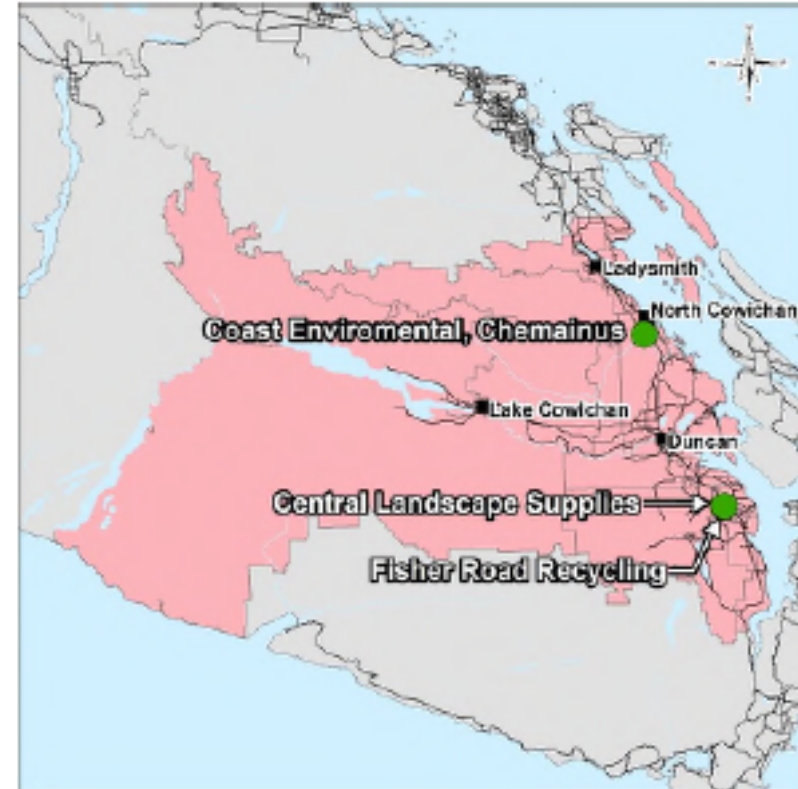
- Garbage 64,292 t
- Recycling 62,436 t
- Organics (yard) 4,690 t



# Cowichan Valley Regional District

- SWMP Approved 1995\*
- Population 81,704
- Per Capita Disposal 286 kg/yr
- Diversion Rate 74%
- Tipping Fee \$140 /t
- Disposal Capacity 0 yrs\*

- Garbage 23,333 t
- Recycling 66,918 t
- Organics (yard) 11,356 t





# Mount Waddington Regional District

- SWMP Approved 1996\*
- Population 11,523
- Per Capita Disposal 600 kg/yr
- Diversion Rate 32%
- Tipping Fee \$115 /t
- Disposal Capacity 70 yrs

- Garbage 6,243 t
- Recycling 986 t
- Organics (yard) 2,011 t

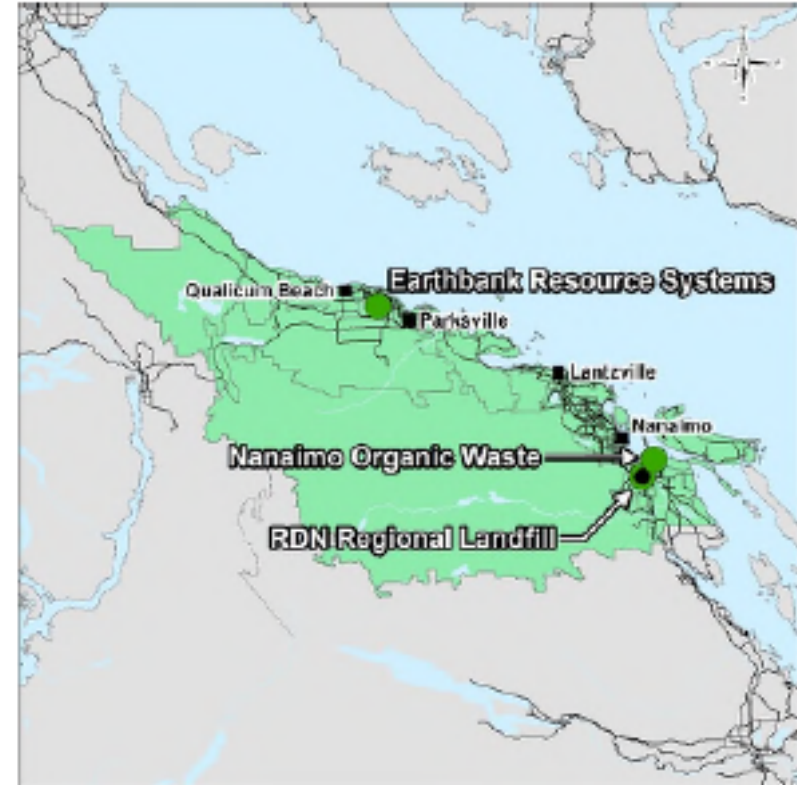




# Regional District of Nanaimo

- SWMP Approved 2004\*
- Population 150,040
- Per Capita Disposal 335 kg/yr
- Diversion Rate 68%
- Tipping Fee \$125 /t
- Disposal Capacity 25 yrs

- Garbage 52,237 t
- Recycling 86,603 t
- Organics (yard) 26,250 t



# Powell River Regional District

- SWMP Approved 1996\*
- Population 19,906
- Per Capita Disposal 510 kg/yr
- Diversion Rate 41%
- Tipping Fee \$215 /t
- Disposal Capacity 0 yrs

- Garbage 10,623 t
- Recycling 5,367 t
- Organics (yard) 1,950 t



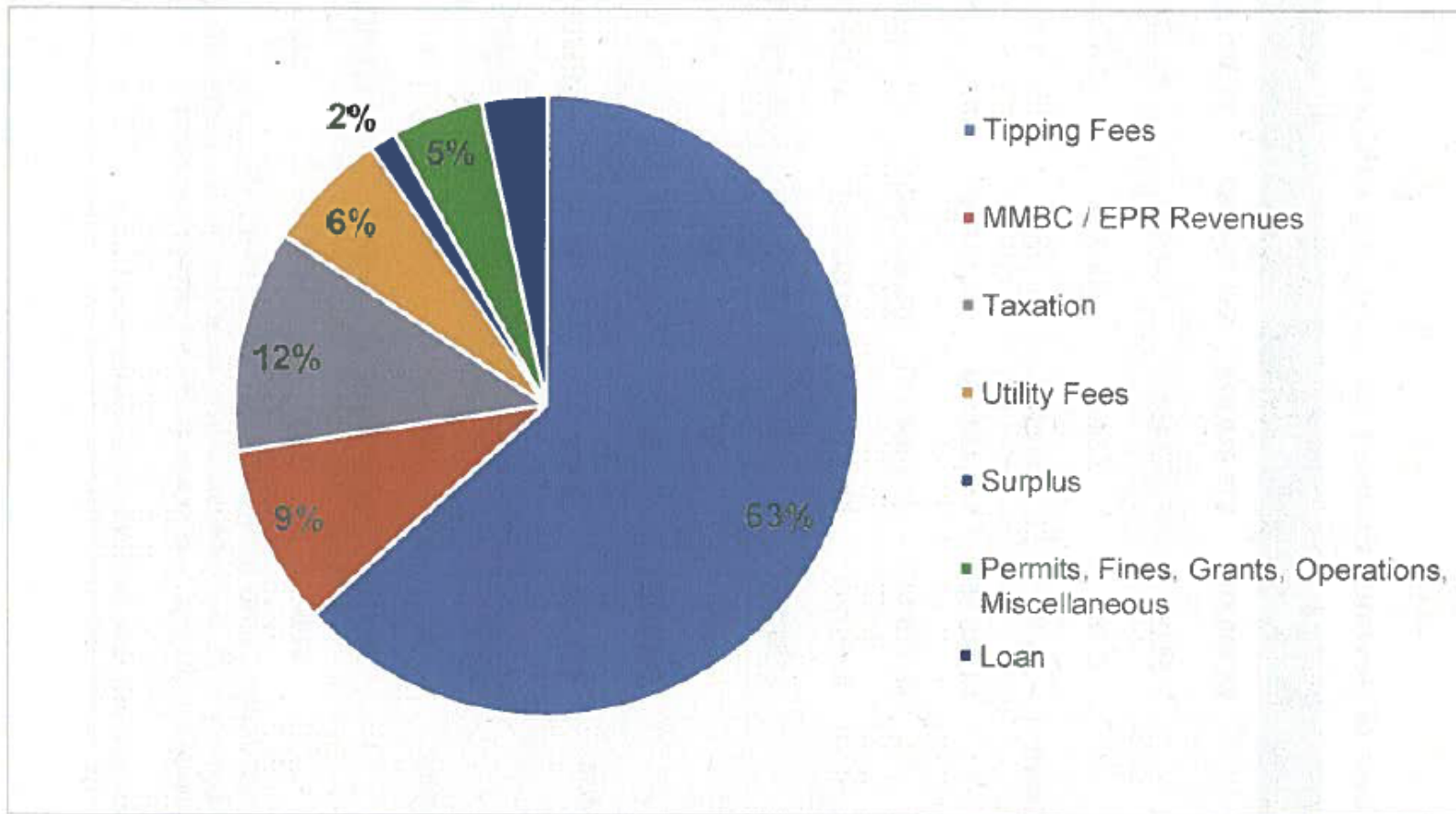
# Sunshine Coast Regional District

- SWMP Approved 2011
- Population 29,584
- Per Capita Disposal 352 kg/yr
- Diversion Rate 50%
- Tipping Fee \$150 /t
- Disposal Capacity 15-20 yrs

- Garbage 10,229 t
- Recycling 5,563 t
- Organics (yard) 3,318 t



# Costs



**Figure 9: Breakdown of Contributing Revenue Sources for Regional District Solid Waste Management Operating Budgets**

# 2016 Convention Resolution

---

WHEREAS Regional Districts in British Columbia are mandated by the Provincial Environment Management Act to manage solid waste;

AND WHEREAS communities face challenges providing long term sustainability for waste management on Vancouver Island and the Sunshine Coast;

AND WHEREAS the Association of Vancouver Island and Coastal Communities' (AVICC) special committee on solid waste management, with representatives from nine regional districts, was formed in 2015 to research, prepare and present the findings and recommendations to the 2016 convention;

# 2016 Convention Resolution

---

THEREFORE BE IT RESOLVED THAT the AVICC endorses and supports the special committee on solid waste areas of work being Partnership; Advocacy; Long-term Disposal; Regulations and Enforcement and the 2016 action plan being;

- Partnership - Develop a vision and goals including a communication strategy and a unified education program.
- Partnership – continue to meet regularly – identify one solid waste challenge or opportunity to investigate at each meeting, and establish a process to maintain and update the 2015 baseline report.
- Advocacy – engage the British Columbia Ministry of Environment and industry groups to review and expand waste reduction and diversion policies.



# 2016 Convention Resolution

---

- Long-term Disposal – conduct an assessment to forecast future solid waste disposal demand of AVICC member populations in twenty, forty and sixty years' time.
- Regulations and Enforcement – ensure that, where practicable, disposal bans and bylaws are consistent across regions to reduce leakage across borders.

AND FINALLY THAT the special committee on solid waste management report back to the 2017 convention on outcomes.

# Open Discussion

- Discuss the opportunities and challenges



# Next Steps

---

- Resolution coming forward for support of membership
- Report resolution and findings to Province