

LET'S TALK TRASH



LET'S TALK TRASH



LET'S TALK TRASH

- Contracted by the qathet Regional District to provide waste reduction education and program implementation
- Outreach program covers: residents, businesses, schools, events, etc.

LET'S TALK TRASH PROGRAM HIGHLIGHTS:

- Zero Waste Event Consultation
- Shoreline CleanUp Initiative
- Compost Pilot Project Education
- Recycling Outreach
- Program Implementation
- Educational Campaigns & Free Workshops
- SWMP Consultation & Implementation
- Weekly Newspaper Articles
- Website & Social Media
- School Presentations & Collaboration
- Compost Education Centre
- Monthly Radio show



14th Annual Powell River

TRASH BASH

Join us in cleaning up our coastlines,
trails and back roads.

**SATURDAY
MAY 4**

9:30am to 3:00pm

**WILLINGDON
BEACH**

(gravel lot)

**DOOR
PRIZES!**

Draw at
1pm



HOW TO TRASH BASH:

On May 4th, clean up a public
site of your choice OR select
a location from the map at our
Registration Table, then deliver
the retrieved trash to our bash
at Willingdon Beach!

**ILLEGALLY DUMPED
ITEMS ONLY - NO ITEMS
FROM HOME!**

THIS YEAR: TIRE ROUND-UP SPECIAL EVENT

(from home or illegally dumped)

REGISTRATION

(Free) opens at 9:30am

Willingdon Beach gravel lot

FREE LUNCH

Noon-1:30pm

(Snacks & beverages provided all day)

Report a littered site! For questions & info contact:

info@LetsTalkTrash.ca or call **604-485-2260 #308**



BRITISH
COLUMBIA
Ministry of Forests,
Lands and Natural
Resource Operations



qathet
REGIONAL DISTRICT



Let's Talk Trash.ca

WHAT IS WASTE?





www.trashout.me
TRASHOUT
LOCATE ILLEGAL DUMPS

ZERO WASTE EVENTS

- Zero Waste Event Coordinators' Guide
- Zero Waste Event Food Vendor Guide
- Community Resources
- Facility Booking - Waste Manag't Plan
 - Regional Zero Waste Policy

ZERO WASTE EVENTS

Zero Waste Tips for Food Vendors

Pre-Event:

- Best Zero Waste practice is to use real plates, bowls, cups, mugs, and utensils along with a dishwashing station. A community dish supply set is available to borrow by contacting info@cityofagassiz.ca
- If real dishes aren't provided by the Zero Waste event coordinator, and single use dishes, cups, cutlery, etc are needed,

We Recommend:

- Paper napkins (unbleached is best)
- Paper plates & bowls (unbleached and unbleached is best)
- Paper cups (unbleached is best, alternatively, use lined with plastic)
- Avoid lids. Where needed, use plastic lids
- Avoid straws. Where needed, use unbleached paper straws
- Unbleached wooden or bamboo chopsticks / cutlery, or supply metal cutlery and point the end of the handle, asking customers to bring them back after use. Plastic utensils are not recyclable in our local system

NOT Recommended:

- NO styrofoam plates, bowls, or cups
- NO compostable or biodegradable plastic of any kind
- NO single use plastic cutlery or straws

During Event:

- Direct customers to dispose of:
 - soiled paper plates / bowls / napkins / straws and toothpicks, shavers and wooden cutlery, and leftover food in Compost collection bins,
 - Paper cups and plastic lids can be put into Curbside recycling stream
 - Glass, Plastic & Metal beverage bottles & cans go in the Recyclables stream

After Event:

- Sort, Donate or Compost all remaining food
- Deliver recyclables (no containers) to Town Centre Recycling depot
- Drop off collected Recyclables to the Return It Depot on Dawson Avenue (or donate to individual / charity)
- Dispose of all garbage you have generated



COMMUNITY RESOURCES

- Zero Waste Stations
- Community dishes supply
- Mobile dishwashing trailer
- Recycling/composting self-haul drop off

Zero Waste Tips for Food Vendors

Pre-Event:

- Best Zero Waste practice is to use **real** plates, bowls, cups, mugs, and utensils along with a dishwashing station. A community dish supply set is available to borrow by contacting info@letstalktrash.ca
- If real dishes aren't provided by the Zero Waste event coordinator, and single use dishes, cups, cutlery, etc are needed,

We Recommend:

- **Paper** napkins (unbleached is best).
- **Paper plates & bowls** (unlined and unbleached is best).
- **Paper cups** (unlined is best, alternatively, use lined with plastic).
- Avoid lids. Where needed, use **plastic lids**.
- Avoid straws. Where needed, use unlined **paper straws**.
- Utensils: **wooden or bamboo** chopsticks / cutlery, or supply metal cutlery and paint the end of the handle, asking customers to bring them back after use. *Plastic utensils are not recyclable in our local system.*

NOT Recommended:

- **NO** styrofoam plates, bowls, or cups.
- **NO** compostable or biodegradable plastic of any kind.
- **NO** single use plastic cutlery or straws.

During Event:

- Direct customers to dispose of:
 - **soiled paper plates / bowls / napkins / straws** and **toothpicks, skewers** and **wooden cutlery**, and **leftover food** in **Compost** collection bins,
 - **Paper cups** and **plastic lids** can be put into **Containers** recycling stream.
 - Glass, Plastic & Metal **beverage bottles & cans** go in the **Refundables** stream.

After Event:



- Eat, Donate or **Compost** all remaining food.
- Deliver **recyclables** (ie: containers) to Town Centre Recycling depot.
- Drop off collected **Refundables** to the Return It Depot on Duncan Avenue (or donate to individual / charity).
- Dispose of all **garbage** you have generated.



ZERO WASTE STATION SIGN OUT FORM

Name of event:
Date of event:
Event Organizer:
Email:
Phone:
Check received:
Check returned:



ZERO WASTE STATIONS:

3 bins per set: Compostables, Refundables, Containers

How many sets?

- ☐ One
- ☐ Two
- ☐ Three
- ☐ other (explain)

SIGNAGE:

All banners & signs read: *This is a Zero Waste Event: Look for Zero Waste Stations*

Zero Waste Event Banner:

- ☐ One
- ☐ Two

**You may need rope (or bungee cords), Banner has grommets.*

Small Zero Waste Event Sign (in metal stand)

- ☐ One
- ☐ Two

Large Zero Waste Event Sign (in metal stand)

- ☐ One
- ☐ Two

STATION MONITOR UNIFORMS:

Zero Waste Event baseball caps (adjustable strap)

How many?

Zero Waste Event aprons (one size fits most)

How many?

Dishes (plates, bowls, mugs and silverware) and a dishwashing trailer are available for events. Please call **604 548-2260 x308** or email **info@letstalktrash.ca** for more information.

Let's Talk Trash.ca

WHAT IS WASTE?


COMMUNITY RESOURCES

- Zero Waste Stations
- Community dishes supply
- Mobile dishwashing trailer
- Recycling/composting self-haul drop off



SHORELINE CLEANUP INITIATIVE

- Annual budget
- Partnership with Ocean Legacy
- Volunteer driven



CREATE YOUR ZERO WASTE CLEAN UP

#1 RUBBER

End of Life Solutions: Mix into cement for filler, recycle into new rubber, use in art projects.

#2 HARD MIXED PLASTICS FRAGMENTS

(Large jugs, baskets and fragmented pieces of plastic)
End of Life Solutions: Recycle into new plastic items, plastic to fuel processing, compress into housing construction material

#3 COLOURED PLASTIC CONTAINERS & BOTTLES (Pure HDPE & PP)

(Small jugs & shampoo bottles)

End of Life Solutions: Plastic to fuel processing, recycle into new plastic items

#4 WATERBOTTLES (PET)

Remove the cap (HDPE or PP) & pour out any water/liquid.

End of Life Solutions: Recycle into new plastic items

#5 FOAM

CLEAN WHITE FOAM (PS)

DIRTY FOAM (PS)

YELLOW/ BROWN FOAM & FISHING FLOATS (Urethane)
End of Life Solutions: Upcycle Clean White Foam into construction materials, plastic to fuel processing
Upcycle Dirty Foam into plastic to fuel processing
Upcycle Urethane foam into new fishing floats or urethane foam

#6 BUOYS

GOOD BUOYS (HDPE, PVC, MIX)

BROKEN BUOYS (HDPE, PVC, MIX)

CORK FLOATS (Cork)

End of Life Solutions: Good Buoys: can be turned into art projects, reused in industry

Broken Buoys: get shredded and made into new plastic items

Cork Floats: can be used for insulation and art projects

#7 ROPE

MIXED ROPE (PP, NYLON, MIX)

End of Life Solutions: Nylon: Upcycle into running shoes and other fabrics

PP & Mix: Recycle into new plastic items

#8 LANDFILL

End of Life Solutions: Landfill should only be used if nothing else is possible

#9 METAL (Aluminum, Steel and Mix)

End of Life Solutions: Recycle into new metal items

#10 PLASTIC BAGS & SOFT PLASTICS (LDPE)

End of Life Solutions: Upcycle into fuel, recycle into new plastic items

#11 GLASS

End of Life Solutions: Recycle into new glass, use as insulation.

#12 SHOES & FLIP FLOPS

End of Life Solutions: Art projects

#13 MATERIAL & TEXTILES

End of Life Solutions: Mix into cement for filler, recycle into new materials if possible, art projects.

#14 WOOD, PAPER & CARDBOARD

End of Life Solutions: Compost materials, recycle into new paper products

#15 TIRES

End of Life Solutions: Recycled into new tires, repurpose into housing material



THE POWELL RIVIERA **2019 BEACH
CLEANUP DAYS**
HELP KEEP OUR BEACHES SAFE & BEAUTIFUL.



Add Location

Date and time

Add your info and details here

Bring a reusable bucket or bag, good gloves, closed-toed shoes & some friends!



qathet
REGIONAL DISTRICT



Let's Talk Trash.ca

WHAT IS WASTE?

CURRENT CHALLENGE IN POWELL RIVER

Solutions?

- Advocate for MoECCS to amend
- Recycling Regulation to include ICI materials in PPP EPR
- ICI sector not included in Recycle BC Packaging & Paper Product Recycling Program

QUESTIONS?



info@letstalktrash.ca
www.letstalktrash.ca

LET'S TALK TRASH

